

MONTHLY ISSUE

FEBRUARY 2015

LEYLAND P76 CLASSIC CAR CLUB



FUTURE EVENTS 2015

RAY IKIN'S STORY NEXT MAG

BOOK NOW

Easter 2015

MEETING DATES - MEMBERS ARTICLES - EDITORIALS AND MORE


LEYLAND P76 CLASSIC CAR CLUB INC.

THIS NEWSLETTER IS PRODUCED BY A SUB-COMMITTEE OF THE ABOVE CLUB AND ALL ARTICLES ARE PROTECTED BY COPYRIGHT LAWS AND MUST NOT BE PRINTED WITHOUT THE WRITTEN PERMISSION OF THE LEYLAND P76 CLASSIC CAR CLUB INC. AND THE WRITER OF SUCH ARTICLE. THE ABOVE CLUB HEREBY THANKS AND ACKNOWLEDGES THE USE OF ANY ARTICLES ETC.

IF ANY MEMBERS HAVE A VEHICLE OR SPARE PARTS FOR SALE, AN INTERESTING STORY ABOUT HIS OR HER CAR, WEATHER IT IS ABOUT A REBUILD OR REPAIR, OR OF YOUR TRIPS AWAY ON HOLIDAYS, PLEASE DO NOT HESITATE TO CONTACT THE EDITOR AND IT WILL BE GREATLY RECEIVED.

THE OPINIONS EXPRESSED IN THE NEWSLETTER ARE NOT NECESSARILY OF THE EDITOR. WHERE POSSIBLE ARTICLES CONTRIBUTED BY MEMBERS ARE VERIFIED, HOWEVER THE LEYLAND P76 CLASSIC CAR CLUB INC. ACCEPTS NO RESPONSIBILITY OF THE ACCURACY OF THE INFORMATION.

Leyland p76 Classic Car club Inc.
C/o 9 Apsley Place
Taren Point NSW 2229
Phone (02) 9522 6529
Email: force7v@hotmail.com



GENERAL MEETINGS

Venue: San Souci Literary institute
Address: 107 Ramsgate Road, Ramsgate
(cnr Campbell Street)

Time: 8:00pm Wednesday Nights

MEETING DATES 2015

Feb18th,,April 15th,May 20th,
June 17th,July15th,
Aug 19th,Sep16th,Oct 21st,Nov18th,
Dec16th

No meeting in March Easter

PLEASE NOTE

If you are able to write up an article for our newsletter, it will be much appreciated. If you wish to sell a car please send in your add. There is no cost, it is free. It must be received by the 1st of the month to be in the next newsletter, however to ensure that your write up or add is included in the newsletter, please observe the following:

Email it to force7v@hotmail.com

Post it to: c/o 9 Apsley Place Taren Point NSW 2229

follow up with a **phone call** to 9522 6529 to ensure it has been received.



Notice of Copyright: - Copyright in all articles published in this magazine is vested in the respective authors of those articles. No part of the magazine may be reproduced in any form or by any means whatsoever without permission in writing from the respective authors. Initial enquiries should be directed to the Editor.

President's Report



Hi Everyone

We may be half way through February!

but Happy New Year!

I hope the holiday season was a relaxing time with family and friends. It's been a very quiet time for our car club but with our first meeting for the Year happening this Wednesday night (18th) things will get busy again. I will be attending the 2015 Berrima Rally on Sat/Sun 21/22 Feb.

Check in for vehicles is at Mittagong Public School - a wide range of historic vehicles will be on display - next month's magazine will have photos. As well there is a dinner dance, a scenic car run, an historic walk around Mittagong and Presentation of Awards. It is a good weekend. See me at the meeting on Wednesday if you are interested in visiting Mittagong this weekend.

The Annual National Meeting is in South Australia at McLaren Vale on 3-6th of April. We have information available at the meeting if you are interested in attending.

See you Wednesday night.


All the best
Peter O'Brien

Berrima 2014



P76 steering intermediate shaft repair

The steering intermediate shaft connects the bottom of the steering column to the steering rack and is an important part of the steering system. A universal joint and fabric coupling allow the movement of the steering wheel to be transmitted to the rack. Over time the universal joint may wear and become loose or may rust and bind up. Either condition will affect the feel and operation of the steering. The fabric joint may become loose with wear or can be affected by heat and oil causing weakness and tearing. Although the intermediate shaft was never intended to be repaired it is possible to do so and may be necessary as new or serviceable parts become rarer.



The universal joint is the same principle as the ones in the tailshaft but the construction is different. The trunnion (or spider) is not one piece but is made up of a central block with three pins pressed into it. The bearings are pressed into the yokes and retained by staking. To disassemble the joint the long pin needs to be pressed through the end of a bearing and out of the block. The long pin goes through the yoke on the shaft, short pins through the yoke on the coupling.



The diameter of the pin is 3/8" and a drift of smaller diameter is needed to push the pin through the block. An 8mm socket headed screw is used here as it is tough enough to take the necessary force and the thread allows it to be unwound from the broken bearing. Around 3 tons is required to press the pin out which is provided by a small hydraulic press. The joint is supported in a jig which holds it in position whilst allowing the pin and opposite bearing to come out the bottom. Sometimes the opposite bearing comes out in one piece but the end may also break allowing the pin to pass through but leaving the bearing case in the yoke. A second longer bolt is used to press the pin completely through the block.



The plastic rings which sit between the block and yoke have protrusions which locate them onto the block and these prevent the joint coming apart once the pin has been removed. Being plastic they can be broken by force or the protrusions can be cut with a razor blade. If the opposite bearing has come out in one piece that side doesn't need to be cut.




Once the plastic has been cut or broken the block can be withdrawn from the yoke on the shaft. The broken bearing (or bearings) can be removed from the yoke by pressing into the centre of the yoke.



P76 steering repair continued Next Month

Easter National Meeting

3 – 6 April 2015



REGISTRATION FORM
RSVP 30 September 2014

Please let us know who is attending

NAME(S)

Contact Details

- | | | |
|---------|--------------|------------|
| 1. | Phone | Email..... |
| 2. | | |
| 3. | Address..... | |
| 4. | | |

Meals

Thursday	
Dinner	Complex
Friday	
Lunch	Complex
Dinner	Bowling Club 2 course
Saturday	
Dinner	Alma Hotel Willunga - 2 course
Sunday	
Presentation Dinner	South Adelaide Football Club - 3 course
Monday	
Farewell Breakfast	Complex

Options

Goolwa Motor Museum	\$10.00 per person
Murray Mouth Cruise Goolwa	\$34.00 per adult
<i>Minimum numbers required</i>	\$18.00 per child (5-15 years)

NB If insufficient numbers for cruise money will be refunded

Registration Cost \$80 per Adult \$20 per Child under 10

Number Adults.....	@ \$80.00	\$.....
Children.....	@ \$20.00	\$.....

Meals \$120.00 per person

Number Adults.....	@ \$120.00	\$.....
Children.....	@ \$120.00	\$.....

Options

Goolwa Motor Museum

Number Adults.....	@ \$10.00	\$.....
Children.....	@ \$10.00	\$.....

Murray Mouth Cruise

Number Adults.....	@ \$34.00	\$.....
Children (5-15 Years).....	@ \$18.00	\$.....
No charge under 4 but need to be counted.....		
Total Paid		\$.....

Payment by

Cheques / Money orders payable to: Easter 2015 – National Meeting
Please post along with **Registration Form** to:

Christine Cutting Leyland P76 Owners Club SA Inc 21 St Helena Street Flagstaff Hill SA 5159
or

Eftpos BankSA Easter 2015 – National Meeting BSB 105-079 Account 051633240

Please return **Registration Form** by post as above or email to

Christine Cutting email editor76@chariot.com.au



Torony Extractors



After 30 long years of waiting, the famous Torony extractors are available again. Developed by P76 Sporting Car Club members Joe Torony and Paul Patten for their famous Budgie P76 race car in the early 1980's, the Torony extractors are the only after market extractor developed specifically for the P76 V8.

The Torony extractors were developed after many hours spent on the Dyno, ensuring that there were substantial performance gains.

On a standard V8 engine, the Torony extractors were gaining an extra 18% in torque with the correct tuning.

These extractors are available now exclusively through Mentiplay Leyland.

Mild Steel: \$600.00

Stainless Steel: \$800.00



FOR SALE



Mentiplay Leyland: 0408 918 127 / leylandp76@westnet.com.au

GET WELL MESSAGE

- Ian Lyons
- Sue Green

THANK'S TO

- Ray Ikin for his article will featured in the March Issue
- Russell for his article
- Shannons Club TV

Beehag & Sheppard FOR ALL YOUR ELECTRICAL NEEDS: STARTER MOTORS, ALTERNATORS, ETC.....

AUTO ELECTRICAL



CHECK THIS OUT

THERE IS A GREAT VIDEO TO WATCH PRODUCED BY SHANNON'S
IT'S CALLED Leyland P76 - Shannons Club TV - Episode 21
IT'S A MUST SEE...

<http://www.shannons.com.au/club/video/leyland-p76-shannons-club-tv-episode-21/?cmpid=SHN:GI:PI:NPS:EDM:20130501:161>

FUTURE EVENTS



**21ST & 22ND
February**

Berrima Rally week end

1st March

**Thirlmere Festival of Steam, Thirlmere
All Day**

7th March

Bosskraft Car's & Coffee 10 Bollardpl Picton

NATIONAL Park Run

**EASTER 2015
South Australia
3-6 April**

National Meeting

BMC Heritage Lunch re-union Day

Shannon Eastern Creek


All British Day Kings School



Chevalier College Highlands Motorfest

FULL LIST OF EVENTS NEXT MAGAZINE





TAILPIECE

INTERESTING
STUFF



Get Extracted

The Rear Number Plate
lenses are Manufactured &
we should have them any
day now.

Get a set of these
EXTRACTORS Great
Performance ...no more
exhaust manifold leaks..



BOOT MATS AVAILABLE BRAND NEW
REPRODUCTION MORE INFORMATION
COMING CONTACT TROY FOR
DETAILS.....



www.leylandp76.org.au

IF YOU WOULD LIKE THE MAGAZINE EMAILED
TO YOU IN FULL COLOUR INSTEAD OF SNAIL
MAIL CONTACT US force7v@hotmail.com

B.M.C. EXPERIENCE MAGAZINE



18TH FEBRUARY

CLUB ROOM MEETING

BE THERE