

# LEYLAND P76 OWNERS CLUB SOUTH AUSTRALIA (INC)

ISSUE

December 2012

Merry Christmas  
To all  
P76 club members  
And  
Families



Artwork courtesy of Loretta Stoeger



**LEYLAND P76.  
ANYTHING BUT AVERAGE.**

## **COMMITTEE      2012 – 2013**

### **PRESIDENT**

Nigel Bray	08 83250512	Email	npbray@hotmail.com
	0408250511		

### **VICE PRESIDENT**

Peter Deuter	0412137958	Email	pdeuter@optusnet.com.au
--------------	------------	-------	-------------------------

### **SECRETARY**

Loretta Stoeger	08 81853136	Email	stoeger80@internode.on.net
-----------------	-------------	-------	----------------------------

### **TREASURER**

Jilden Reichardt	08 83392921	Email	jm76@bigpond.com
------------------	-------------	-------	------------------

### **EDITOR**

Christine Cutting	08 82703799	Email	<a href="mailto:editor76@chariot.com.au">editor76@chariot.com.au</a>
-------------------	-------------	-------	--

21 St Helena Street Flagstaff Hill SA 5159

### **SPARE PARTS**

Geoff Cutting	08 82703799	Email	gcutting@chariot.net.au
---------------	-------------	-------	-------------------------

### **EVENTS CO ORDINATOR**

Dianne Bray	08 83250512	Email	npbray@hotmail.com
-------------	-------------	-------	--------------------

### **NON OFFICE BEARER**

Keith Lewis	08 83961417	Email	<a href="mailto:keithlewis@internode.on.net">keithlewis@internode.on.net</a>
-------------	-------------	-------	--

### **GENERAL MEETINGS HELD**

When: 1<sup>st</sup> Tuesday of each month (except January) 7.30pm

At: Church Hall rear of St Edwards Anglican Church 16 East Terrace Kensington Gdns

AGM held August at a venue to be decided

### **THE FINE PRINT**

This is the official publication of the Leyland P76 Owners Club (SA) Inc and is not for sale to the general public. Copies are included in the full and newsletter membership.

Articles are reproduced with the acknowledgement of the original author or publisher where possible.

The club accepts no responsibility for any damage which may occur as the result of using any information appearing in this magazine.

The opinions expressed in this magazine are not necessary those of the committee, except where stated.



# CLUB CALENDAR

**40<sup>TH</sup> ANNIVERSARY  
JUNE 2013**

## DECEMBER 2012

1 Christmas Lunch

4 General Meeting

## 2013

### January

No General Meeting

### **25/26/27** Australia Day long W/E

Bublacowie Military Museum & Memorial Bublacowie Road Bublacowie SA  
South of Minlaton - follow signs on the Minlaton-Yorktown Road

On the 26<sup>th</sup> the club will put on an Australia Day BBQ lunch 1 pm

For bookings contact Chris Soar - 88534379 – mobile 0419853294

On site camping & cabins - Powered sites \$20 pn - Cabins \$25 pn

For day visitors - \$10 per adult \$5 child under 12 years

(See info further in)

### February

5 General Meeting

### March

5 General Meeting

### April

General Meeting

### May

7 General Meeting

### June

Meeting in Canberra for the 40<sup>th</sup> Anniversary of the birth of the Leyland P76  
Details to be advised from the ACT Club

---

## **UPCOMING SWAP MEETS FOR SA**

### 2013

Sunday 3 February 2013 | [Victor Harbor Swap Meet](#)

## ***PRESIDENT'S RAMBLINGS***

We took a bit of a break this month and headed for Bendigo for the Swap Meet which we have attended for the past 20 plus years. We go not really looking for anything in particular because you would end up disappointed anything we find is a bonus. The showground has changed again this year with a monster pavilion covering the area where most of the motorbike stalls were. There are 2 really good under cover areas now



which gives welcome relief from rain or shine. This year the weather was pretty comfortable, mid to high 20s. P76 stuff was pretty thin on the ground, barely any blue and white packaging to be seen anywhere. I did find some Z86 oil filters at a fair price but that was about it. Not even the usual mudflap still in a box. There seem to be a lot more trade stalls these days selling new tools all nice and shiny. Hope the trend doesn't continue too strongly.





Please excuse the sepia photos, I must have pushed a button somewhere on my phone, sort that later.

After Bendigo we shot down to Werribee to see the kids and dropped in on Joy Harris who has just moved up from Indented Head to Manna Lakes west of Werribee. Nice house. After these visits, we headed north of Bendigo to a small bush camp at Melville Caves where we chilled out for a few days. We found our way home via Kingston SE for a day or two then home.

Have a safe and Merry Christmas

Nigel



**CLASSIFIED**

**Message from the Editor & Spare Parts Officer**

**Geoff & I would like to wish you all a  
Merry Christmas & Happy New Year for 2013**

We are looking forward to a better year than 2012 - Geoff's treatment is going well and I will have retired. Thank you for your patience when ordering parts, I am trying to respond asap.

Geoff will be in hospital for 4 weeks in January then after recovery time it will be hopefully back to normal, whatever that is! Best Wishes Chris & Geoff Cutting



Christine Cutting – Editor

---

## **Christmas Lunch**

After meeting at the Top O Taps with Tom & Nora Cooper in his trusty P76, Di & Nigel Bray with Nigel's Mum Noreen we all left for Strathalbyn an easy trip down. I followed up at the rear and could see them both ahead till after I left Meadows. It seemed then I took the High Road & Tom & Nigel took the scenic Low Road as I did not see them again till they arrived in Strathalbyn. Yes the High Road you do get there first. !!

We met up with Janet & John Armstrong and Loretta Stoeger & Geoff and enjoyed a relaxed lunch with Loretta's Dad making a cameo appearance.

After Merry Christmas wishes we all went our separate ways.

Chris



# Christmas Lunch 2012 Victoria Hotel Strathalbyn



## Email received from Adrian Spencer Webmaster Queensland Club

Hi All,

How fantastic that we can advertise the "40th Anniversary" and as my wife said "Anything but Average and still going strong" of the Leyland P76.

I have much pride in driving my car and knowing that the Marque is getting strong every month. We have a real band of followers and owners.

It has been shown by the actions of some owners and club members in Qld, Victorian and WA by winning trophies for their cars at a number of events in the past months.

Last weekend we had our Qld Christmas gathering at Caboolture and people can out of their homes, to make us a visit.

Well the time has come to think of participating in the celebrations around Australia. We need to get up and put on shows, by being seen.

Starting with the Victorian owners, the first event off the rank will be the Winton car show.

I have with good authority that a number of P76s are being prepared by their owners to take out the event. "Go for it".

Next we have a gathering in Canberra in June, to celebrate the Leyland P76 Press release being organised by the ACT club.

The WA club is also going to have an event in Western Australia more on that in the near future.

In my opinion the main event of the year, is in Canberra. So to help out they require a slogan and a logo.

Put your heads together and see what comes up, I will publish these on the main page <http://www.leylandp76.com/index.html> , as I get them. The Canberra club will decide whether they could be used by them for their event. Remember you get your creation on my site for all of us to review, and then archived for the future. Take a photo or scan your drawing and send me your image as a Jpeg (larger the better any size) to [yowee\\_98@yahoo.com](mailto:yowee_98@yahoo.com) with your details and description of what you are trying to achieve.

If you feel that you may not be able to do this encourage others, ask your family members and their friend to do one. It will be great to have pages of them to show. So 40 year is upon us so let get going.

Cheers  
Adrian

Also if you are in a regional area and you have a Fairfax /Rural press paper we would like to hear from you also. Got things planed with these papers.



MINUTES OF THE GENERAL MEETING OF THE LEYLAND P76 OWNERS CLUB (SA) INC.  
HELD AT THE ST EDWARDS ANGLICAN CHURCH HALL, EAST TCET KENSINGTON GDNS  
ON TUESDAY DECEMBER 4th 2012

---

**OPENED:** 7.50 pm  
**PRESENT:** 7 as per the register.  
**APOLOGIES:** P & S Deuter & G Cutting & Nicholson's & Filmers

**PREVIOUS MINUTES:** Read: N Bray

Amendments: Nil

Confirmed: John A

Seconded: Keith L

Adopted Yes

**BUSINESS ARISING FROM THE PREVIOUS MINUTES:**

- Reply to Andrew Griffith " letter"
- Booblacowie booked for long weekend Australia Day day trippers \$10 per person BBQ supplied on Saturday.
- Jilden has found a source of water pump bearings

**CORRESPONDENCE IN:**

- Magazines from NZ
- Thank you from Transport SA
- Federation of Historic Reg minutes
- Junk mail
- Strathalbyn Car Collectors Club intro inviting contact when in the area

**CORRESPONDENCE OUT:** Letter to Andrew Griffith re Birdwood National Motor Museum

**TREASURER'S REPORT:** As advised

**SPARE PARTS REPORT:** As advised

**COMING EVENTS:**

- Booblacowie
- Bringing the two boot to Booblacowie

**GENERAL BUSINESS**



- Water pump bearings. Do we buy lots or some? To buy 30 if available Nigel 2<sup>nd</sup> John
- Jilden brought in parts from Geoff's list
- V8 rotor button substitute available also
- All parts paid for

**NEXT MEETING:** Tuesday February 5th 2013

**MEETING CLOSED:** 21:00 pm followed by tea, coffee and biscuits

These pages are from the AMPOL MAINTENANCE GUIDE, a publication for Ampol garages servicing vehicles. There is a lot of detail in it, more later.

Nigel

													
		De-luxe		Super									
SERVICE AT TIME OR DISTANCE.													
No.	SERVICE AND OPERATION	Months	3	6	9	12	15	18	21	24	36	Lub	
		km x 1 000	5	10	15	20	25	30	35	40	60		
UNDER VEHICLE SERVICE													
1	*CRANKCASE . . . . . Drain and refill		60 DAYS MAXIMUM										
	Drain plug . . . . . Clean		EVERY CRANKCASE										
			OIL CHANGE										
2	Oil filter . . . . . Replace		x		x		x		x		x		
	COOLING SYSTEM . . . . . Drain and flush				x					x	x	Add or F.	
	Front suspension and steering linkage . . . . . Inspect		x	x	x	x	x	x	x	x	x		
	If seals damaged, or looseness is evident, replace entire pivot assembly.												
	Tyres . . . . . Inspect		x	x	x	x	x	x	x	x	x		
	Rotate, then balance		AS REQUIRED										
	Rotation if requested or recommended depending on observed condition.												
	Front wheel bearings . . . . . Inspect		x	x	x	x	x	x	x	x	x	LM	
	Check for looseness and roughness.												
	Initial torque, 13.6 N m. Final adjustment, back off nut 180° then tighten nut finger tight to obtain zero-0.05 mm end play.												
	<b>BRAKES</b>												
	Drum . . . . . Inspect linings					x				x	x		
	Disc . . . . . Inspect pads, replace as required		x	x	x	x	x	x	x	x	x		
	Hydraulic hoses . . . . . Inspect		x	x	x	x	x	x	x	x	x	BF	
	Hydraulic system . . . . . Change fluid										x		
	Front wheel Toe-In . . . . . Check, adjust as required			x		x		x		x	x		
	TRANSMISSION, Manual . . . . . Check level			x		x		x		x	x		
	Drain and refill		AS REQUIRED										
	TRANSMISSION, Automatic . . . . . Drain and refill		AS REQUIRED										
	Exhaust system . . . . . Check for leaks		x	x	x	x	x	x	x	x	x		
	DIFFERENTIAL . . . . . Check level			x		x		x		x	x		
	Drain and refill		AS REQUIRED										
UNDER BONNET SERVICE (BONNET RELEASE: Inside)													
	Engine . . . . . Tune-up			x		x		x		x	x		
3	Brake fluid reservoirs . . . . . Check level		x	x	x	x	x	x	x	x	x	BF	
4	TRANSMISSION, Automatic . . . . . Check level in PARK		x	x	x	x	x	x	x	x	x		
5	PCV system valve V-8 . . . . . Replace					x				x	x		
6	Distributor												
	Cam bearing under rotor . . . . . Lubricate		x		x		x		x		x	MO	
	Advance mechanism . . . . . Lubricate		x		x		x		x		x	MO	
	Contact breaker pivot . . . . . Lubricate		x		x		x		x		x	MO	
	Cam surface . . . . . Light smear		x		x		x		x		x	LM	
	Drive belt(s) . . . . . Adjust or replace		x	x	x	x	x	x	x	x	x		
	Air conditioner												
7	Condenser fins . . . . . Clean					x				x	x		
8	Receiver - dehydrator sight glass . . . . . Check					x				x	x		
	Battery . . . . . Check and fill		x	x	x	x	x	x	x	x	x		
9	Power steering reservoir . . . . . Check level			x		x		x		x	x	AF	
10	Oil fill cap V-8 . . . . . Replace					x				x	x		
11	Air cleaner paper element . . . . . Clean		x	x	x			x	x	x			
	Replace					x				x	x		
12	Carburettor dashpot 6-cyl . . . . . Top-up		x	x	x	x	x	x	x	x	x	20 MO	
	Fill to 12.7 mm above top of inner hollow shaft (vented cap type);												
	12.7 mm below top of inner hollow shaft (dust proof type).												
12	Carburettor suction chamber 6-cyl. . . . . Clean and top-up					x				x	x	Petrol 20 MO	
	Idle rpm and mixture ratio . . . . . Check			x		x		x		x	x		
13	*Emission control filter(s) 6-cyl. . . . . Replace					x				x	x		
	Late models, located on carburettor also.												
BODY AND INTERIOR SERVICE													
	Body . . . . . Lubricate		x	x	x	x	x	x	x	x	x		

Copyright

\* Under "Severe Service" e.g. City Driving, service

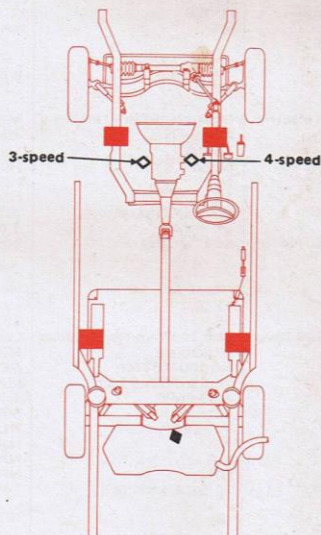
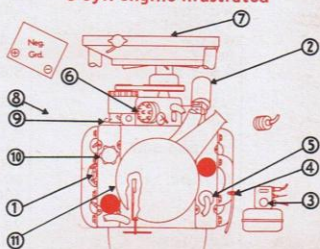
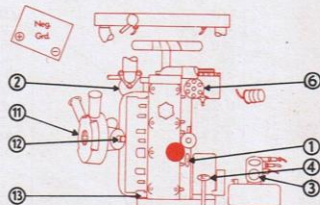




## WHICHEVER COMES FIRST

cants LDA4-1A LDA4-1A

Check Chart



- Lift adapter position
- Cooling system drain
- ◆ Fill plug
- ◇ Fill plug, some models

### TYRE ROTATION



Check these items more frequently.



### KEY TO LUBRICANTS

- AF A.T.F. Type DXR
- BF Super 500 Brake Fluid
- FA Anti-Freeze
- GL5 Gearlube AP90 and 140
- LM Multi-Purpose Grease Red
- MO Super GT
- RA Radiator Oil

### CRANKCASE

Drain and refill with Ampol Super GT  
AT LEAST EVERY 60 DAYS

CAPACITY, litres	W/filter	W/O filter
6-cyl. ....	4.6	4.0
V-8 ....	4.1	3.5

### TRANSMISSION, Manual. 30/40 MO

CAPACITY, 1.7 litres  
DRAIN and REFILL: See Service Inst. page 1/8.

### TRANSMISSION, Automatic. AF

CAPACITY, litres	Total Refill	Total Dry Fill
All .....	3.25	7.0

Fill only to FULL mark.  
DRAIN and REFILL: See Service Inst. page 1/8.  
To drain: remove oil pan drain plug.  
To adjust: tighten front band to 1.13 N m with 6.35 mm spacer in place. Tighten rear band to 13.6 N m and loosen EXACTLY one turn.

### DIFFERENTIAL ..... 90 GL5

CAPACITY, 1.5 litres  
DRAIN and REFILL: See Service Inst. page 1/8.

### COOLING SYSTEM

CAPACITY, litres	W/heater
6-cyl. ....	8.25
V-8 ....	10.25
Pressure, 90 kPa	

### FUEL TANK ..... litres

All ..... 73

### BRAKES

Self adjusting.  
Disc front brakes, replace pads when lining worn to 1.56 mm thickness.  
Bleeding Sequence: LR, RR, LF, RF  
Remove warning light switch before bleeding.



# Information on the Bublacowie Military Museum

## Museum Features



### Local History

The museum also includes a considerable display of local school & farming history in urate exhibits, which include photographs of tiblacowie School, local families & farming communities.

### Souvenir & Craft Shop

Whilst visiting don't forget to browse through the Craft Shop.

### Refreshments

drinks, Tea & Coffee facilities are available in our function centre dining room.

### Want Lunch?

Enquire about our BBQ packs.



## The Venue

Set in two acres of native trees and shrubs, in the midst of the rich wheat and barley growing area of the Yorke Peninsula, the museum has ample space for camping, including dormitory style bunks and sites for vans and tents.



### Admission to premises

Adults ~~\$8.00~~ 10.00

Child under 12yrs \$4.00 \$5.00

Schools groups \$1.00 each



## The Museum

Built on the grounds of the former Bublacowie Single Classroom School, which is now Chris's private residence.



The museum was built by Chris and his wife Enid (deceased) to perpetuate memories of the sacrifices made by so many in all conflicts and to help our young learn of our military history.



### Christopher Soar B.M.

himself a Malay and Vietnam Veteran, follows family tradition, his father serving in WW2, Royal Marines and both his Grandfathers who served in WW1.

Apart from the visual Medals, Uniforms and memorabilia, the museum contains a photographic and personal items from a considerable number of local servicemen and women who served their country in all major conflicts.

**Spare parts for sale contact Geoff Cutting phone 08 82703799 - email gcutting@chariot.net.au**

<b><u>V8</u></b>		<b><u>Gearbox</u></b>	
V8 throttle link ball joints	\$1.00	4 speed g/box gasket set	\$12.00
V8 throttle link bushes	\$1.50	4 speed g/box shifter saddles	\$5.00
6 Cyl ignition leads	\$45.00	4 speed g/box reversing switch	\$10.00
V8 plug leads stainless steel Bosch	\$70.00	4 speed g/box gear shift lever pivot	\$20.00
V8 retainer spark plug cables	\$12.00	<b><u>6 cyl</u></b>	
V8 spark plugs	\$1.50	6 cyl choke cable	\$5.00
V8 distributor cap	\$43.00	<b><u>Electrical</u></b>	
V8 distributor shaft	\$30.00	Distributor Condenser	\$8.00
Second hand V8 distributor	\$50.00	Lucas starter motor bushes, per pair	\$10.00
V8 manifold bypass hose	\$3.00	Headlamp suit super	\$5.00
V8 radiator hose, top	\$15.00	Wiper delay relays, Ford.	\$10.00
V8 radiator hose, bottom	\$20.00	Wiper switches	\$30.00
V8 long heater hose	\$40.00	Indicator switch cam assembly	\$36.00
V8 short heater hose	\$10.00	Re - Cond Lucas Alternator	\$100.00
V8 thermostat housing	\$50.00	<b><u>General mechanical</u></b>	
V8 front seal, CR 19777	\$36.00	Master Cylinder kit	\$32.00
V8 Engine Bearing Set 5M2227 - STD	\$120.00	Rear brake cylinders	\$30.00
V8 Engine Bearing Set 5M2227 - 20th	\$100.00	Front disc pads (standard) CDP 1045	\$24.00
V8 head gasket	\$40.00	Radiator recovery system cap 13psi	\$4.00
V8 rocker gaskets (rubber)	\$14.00	Long handbrake cable	\$10.00
V8 timing cover gasket	\$12.00	<b><u>Interior</u></b>	
V8 sump gasket	\$16.00	Horn rim rubber grommets	\$5.00
V8 sump & timing gasket set	\$55.00	Deluxe window winder handles	\$5.00
V8 fuel pump kit	\$48.00	T-bar selector handles	\$5.00
V8 carb. Jet	\$5.00	rear parcel tray clips only brown packet of 10	\$10.00
Power Steering Belt	\$5.00	Console lid cover parchment	\$10.00
Power steering pulley	\$10.00	Console lid cover Imperial leather	\$10.00
V8 Water pump gaskets	\$2.50	Glove box locks and keys	\$6.00
V8 Extractor gaskets	\$15.00	<b><u>Exterior</u></b>	
V8 - 6 cyl engine mounts	\$30.00	Front indicator lens, non-painted, single RHS	\$30.00
GL27V (V8) points	\$15.00	Ford number plate lenses, pair	\$15.00
V8 oil pressure switches	\$8.00	Tinted Laminated Windscreens	\$130.00
V8 thrust washers, Pair	\$10.00	Windscreen trim clips set (33)	\$10.00
<b><u>Suspension/steering</u></b>		Window scraper rubbers, repro, each	\$38.00
Rack boots, p/steer and R.H. manual	\$25.00	Lower guard repair panel, each	\$40.00
Rack boots, L.H. manual rack,	\$30.00	Badge and Vent blind plugs	\$1.00
Power steer control valve spacer bush	\$5.00	Chrome mould clips set 10 (pink)	\$3.00
Power steer valve upper seal	\$12.00	Chrome mould clips set 10 (green)	\$3.00
Power steer valve lower seal	\$12.00	Grill Mould clips set 10	\$2.00
Tie bar bushes - rubber set 4	\$33.00	Targa Caps set of five	\$120.00
Tie bar bushes - urethane set 4	\$55.00	<b><u>General</u></b>	
Front strut inserts (Pedders) per pair	\$320.00	A3 Posters ex Vic	\$10.00
Power steering rack re-con (exchange only)	\$750.00	National Magazines 2006	\$20.00
Power steer pinion adjusting shims	\$1.00	Roseworthy Easter Meet Badges	\$1.00
		Signed Hal Malony Leyland P76 books	\$50.00

**If undelivered return to:**

The Editor  
Leyland P76 Owners Club (SA) Inc  
21 St Helena Street  
Flagstaff Hill SA 5159

## **Leyland P76 Anything But Average**



For membership information contact the SA club 08 82703779